

---

# TDP X-Ray Pro Crack Free [Latest-2022]

Download


## TDP X-Ray Pro (LifeTime) Activation Code Download

Visual disk space administration tool for Windows 7,8, 8.1, 10, 2012, 2011, 2008 and Vista. TDP x-Ray is a useful and reliable visual tool intended for disk space administration. It has been designed to simplify the work with high-capacity data storage containing millions of files. TDP x-Ray displays a clear graph representing the disk image\*, from which you can clearly and immediately recognize folders and files occupying the most space. In the graph, you can filter and display selected files meeting specified criteria (the file name or type, time period, in which the respective file was modified or created, a user name). The User Statistics mode allows checking how much space individual users take on a disk. To easily visualize the entire disk space, a special "sunburst" graph is used, which is a round diagram with multiple levels. The graph levels correspond with the structure of the selected disk or folder. The size of specific parts corresponds with the size of the respective file or folder in comparison with the other files on the disk. The largest files and folders take the most space on the screen, which makes them easy to identify. Part colors are selected so that two adjacent colors always differ. Directly from the graph, files or folders can be placed into the trash bin or removed entirely, opened and viewed in the Explorer or opened in an associated application, or it is possible to view the Properties information window. Any displayed data, which means those that you can see in a graph at a specific moment, can be exported and subsequently reloaded (for example, at a different workstation). You can browse through the imported data graph or you can apply filters on it. You can also work with exported data in a table processing application. Here are some key features of "TDP x Ray Pro": ☐ Clear round graph displaying the occupation of the space on a disk ☐ Large files or folders can be identify immediately ☐ Optimized for large disks with millions of files ☐ Graph displaying the size of files / folders or user-based utilization of space ☐ Possibility to filter and display in a graph only files with a specific name, date of creation / modification or files created by a specific user ☐ Easy movement within the folder structure of a disk ♦ immediate information about the occupation of a specific part of a disk ☐ Possibility to open a file in the Explorer or to view properties directly from a graph

## TDP X-Ray Pro Crack + PC/Windows

TDP x Ray is an advanced visual tool for analyzing large storage of files and files located on a Local or a network disk. The tool provides a full-screen mode, easy handling and presentation of the graph of disks, log, trashbin. The tool allows you to analyze quickly and effectively the information about the disk structure, to estimate the occupied space on it. You can operate on the different levels of a tree structure of a file-directory structure. The tool allows easy visualization of the file structure. TDP x Ray features: ☐ A simple and full-featured visual tool for analyzing disks ☐ Easy and clear presentation of the file structure and the disk space structure ☐ Lets you determine visually, which files on a disk take the most space ☐ Reduces efforts and improves efficiency for disks with millions of files ☐ Possibility to filter and sort files on a disk in accordance with a file name or the creation date and time or a user name ☐ Possibility to easily spot large and large files on a disk ☐ Possibility to quickly analyze the disk space occupied by a particular user ☐ Possibility to view files on the disk in Quick mode ☐ Possibility to view the disk space occupied by a particular file ☐ Possibility to quickly find files on a disk using the Browse function ☐ View properties directly from the graph ☐ Ability to view statistics of a user, specific files or folders ☐ Easy trash bin emptying ☐

---

Possibility to resume a file of a disk by clicking on its thumbnail  May be completely configured using the Windows "Properties" window. Configuration data for TDP x Ray are stored in the "TDP x Ray Settings" folder. To use TDP x Ray, first you need to install its package. Then, you can open the "TDP x-Ray" application from a folder structure or you can copy it from the Start menu. You can use TDP x Ray to analyze the disk structure and the disk space, that occupies each file on a local or network disk. TDP x-Ray enables you to navigate quickly through the folder structure of a disk, easily sort files, set up filters. If you want, you can organize and clean the threshbin at any time. In addition, you can save the data for a graph in a CSV file. It









6a5afdab4c

---

## TDP X-Ray Pro Torrent (Activation Code) [April-2022]

The program is not suitable for mounting images on digital disks because it works with local or network disks. However, TDP x-Ray can operate with virtual drives (for example, with VHD or VMDK files). The program is made for Windows 98, Windows 2000, Windows XP, Windows Vista, Windows 7 and Windows 8. TDP x-Ray will help you to quickly analyze the occupied space on a local or network disk, to find files and folders taking up space and to view their properties. TDP x-Ray can display a round graph, a sunburst graph, support for the so-called 'kernel'-graph, activate directory tree view and show the information about the used disk space by a user. TDP x-Ray does not support containerized files on an image. TDP x-Ray has the ability to show a round graph, sunburst graph, kernel graph, directory tree view and show user space use. In addition, it supports information about the used disk space, shows properties of files and folders, makes it easy to find files and folders taking up space and to view their properties, as well as moving or deleting them. TDP x-Ray will help you to quickly analyze the occupied space on a local or network disk, to find files and folders taking up space and to view their properties. TDP x-Ray can display a round graph, a sunburst graph, support for the so-called 'kernel'-graph, activate directory tree view and show the information about the used disk space by a user. TDP x-Ray does not support containerized files on an image. TDP x-Ray has the ability to show a round graph, sunburst graph, kernel graph, directory tree view and show user space use. In addition, it supports information about the used disk space, shows properties of files and folders, makes it easy to find files and folders taking up space and to view their properties, as well as moving or deleting them. TDP x-Ray will help you to quickly analyze the occupied space on a local or network disk, to find files and folders taking up space and to view their properties. TDP x-Ray can display a round graph, a sunburst graph, support for the so-called 'kernel'-graph, activate directory tree view and show the information about the used disk space by a user. TDP x-Ray does not support containerized files on an image. TDP x-Ray has

### What's New In TDP X-Ray Pro?

TDP x-Ray analyzes data on disks, folders and users that is stored on a local or network drive. The tool uses a graph to show the user the occupied space on a disk. The meter allows you to select files and folders that you need to examine, it also works with a whole disk. Using the filters, you can display data in a graph only based on the selected search criteria. Users can select their own user folders, and analyze the space that they are occupying. This is a useful tool, which allows you to see the user space on disk in a quick and simple way. Also, you can protect user folders from being deleted. This option allows you to move selected folders into the thrash bin. This protection works only if TDP x-Ray is started with a parameter. The TDP x-Ray will not be available when the folders are moved into the thrash bin. The thrash bin allows you to delete files that have been used for a very long time. It is possible to empty the thrash bin by selecting a single file, press the thrash bin button, then press the OK button. TDP x-Ray supports all Windows operating systems with Windows 7, 8, 10, XP, 2000, 2003, 2008, 2012 and 2016. Hints & Tips:  TDP x-Ray Pro can display data from a local or network drive.  TDP x-Ray Pro displays a graph showing all files and folders that take space on a disk or folder.  One of the most useful features is TDP x-Ray allows you to move selected files or folders to the thrash bin.  TDP x-Ray allows you to filter data (files) based on selected criteria  TDP x-Ray helps you identify and solve problems with how your Windows is storing your data.  TDP x-Ray allows you to monitor and view free disk space by user. This feature is very useful if you wish to create a personal policy. You can share the information with your colleagues and partners.  TDP x-Ray allows you to purge selected files and folders from the hard disk. This option can be useful if you have some dangerous files that you wish to keep. Using this option you can move selected files into the thrash bin.  When TDP x-Ray is moved into the Windows trash, it will be removed from

---

## System Requirements For TDP X-Ray Pro:

Minimum System Requirements: OS: Windows 7, 8, 10. Processor: Intel i5 6500/i7 7600k/K/Q/X/2.0GHz CPU or AMD equivalent. RAM: 8GB. Hard disk space: 12GB available. Graphics: Nvidia GTX 1080 or AMD equivalent. DirectX: DirectX 12. Storage: 100GB available. Network: Broadband Internet connection. Sound Card: DirectX compatible sound card with at least 2 x 5.1 analog outputs. OS: Windows 7, 8, 10. Processor: Intel i5

Related links:

<https://shevolve.online/?p=8333>  
<https://eqcompu.com/2022/06/08/care4teen-serial-number-full-torrent-free-download-pc-windows/>  
<https://globalart.moscow/kak-eto-delaetsya/merge-workbooks-professional-crack/>  
<http://toilesdusoleil-montpellier.com/wp-content/uploads/2022/06/basjame.pdf>  
<https://tuencanto.com/syvirsen-crack-for-pc/>  
<https://ibipti.com/checkbook-for-flash-drives-crack-x64-latest-2022/>  
<https://omidsoltani.ir/225491/passwordmanager-torrent-activation-code-latest-2022.html>  
<http://www.vidriositalia.cl/wp-content/uploads/2022/06/modedelec.pdf>  
<https://pzn.by/?p=15748>  
[https://farmasetika.com/wp-content/uploads/2022/06/Bytescout\\_Image\\_To\\_Video\\_SDK\\_Crack\\_Activation\\_Free\\_MacWin\\_Updated\\_2022.pdf](https://farmasetika.com/wp-content/uploads/2022/06/Bytescout_Image_To_Video_SDK_Crack_Activation_Free_MacWin_Updated_2022.pdf)